

# CAMPUS SUPPORT & SOCIAL ENVIRONMENT

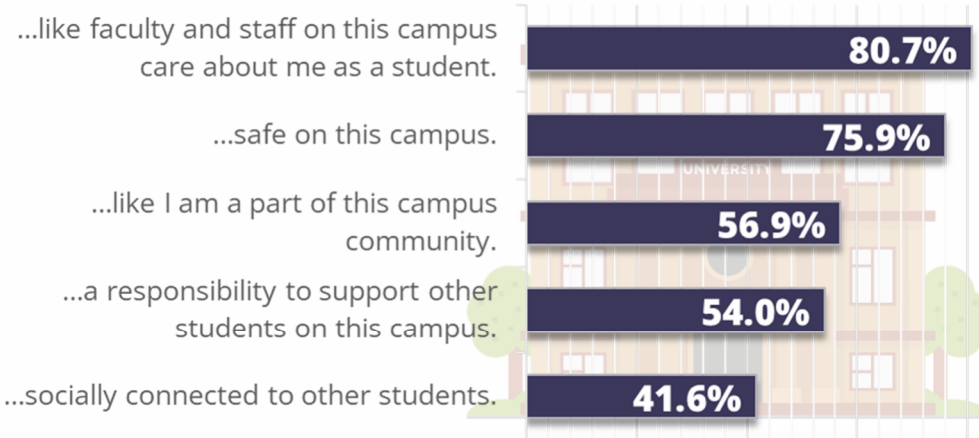


The 2023–24 Tennessee Together Student Survey was administered to 184 Motlow State students. This brief represents students' perceptions of social environments and campus policies related to alcohol and drug use.



## CAMPUS CLIMATE

Percent of students who "Agreed" or "Strongly Agreed" with the statement "I feel..."



Students were most likely to agree with positive statements about caring faculty and campus safety.

Fewer felt socially connected to other students.

**3.3%** of students feel the social environment on their campus encourages alcohol use.

This measure was 2.7% for tobacco, and 3.3% for drug use.



When asked about campus policies on relationship violence, more than:

**7/10** of students agreed that policies are clearly communicated.

**6/10** of students felt that they are consistently enforced.

## BYSTANDER INTERVENTION

Percent of students who "Agreed" or "Strongly Agreed" with the statement "I would..."

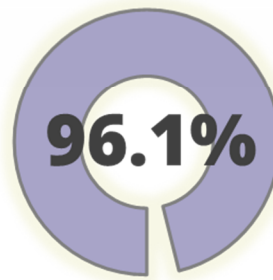
... **confront** a friend who intends to drive after drinking or using drugs.



... **step** in to try to help if I saw someone in danger from excessive drinking or drug use.



... **try** to help if I knew someone who was contemplating suicide or self-harm.



... **step** in to try to help if I saw someone who was in danger of being sexually assaulted.

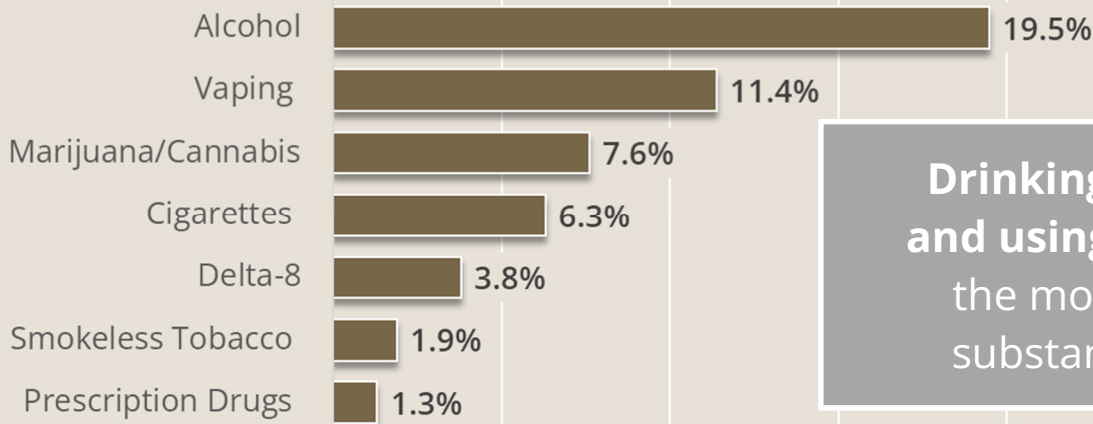


Nearly all students said they would intervene in situations where someone was at risk of harming themselves or others.

# PREVALENCE OF SUBSTANCE USE

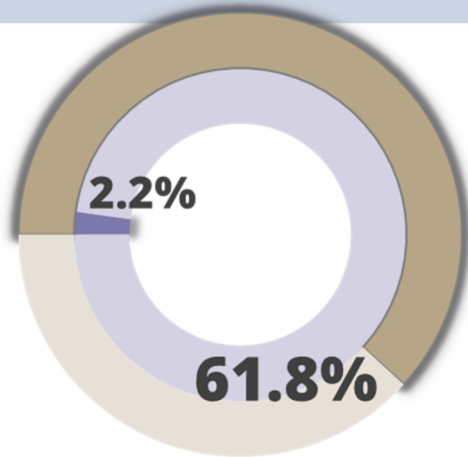
The 2023-24 Tennessee Together Student Survey was administered to 184 Motlow State students. This brief reports on the prevalence of substance use among surveyed students.

## PAST 30-DAY USE

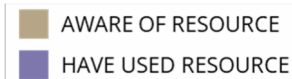


Drinking alcohol, vaping, and using marijuana were the most widely reported substance use behaviors.

**97.1%** of students **DISAGREE** that parties and social events are **more enjoyable when alcohol or drugs are available.**



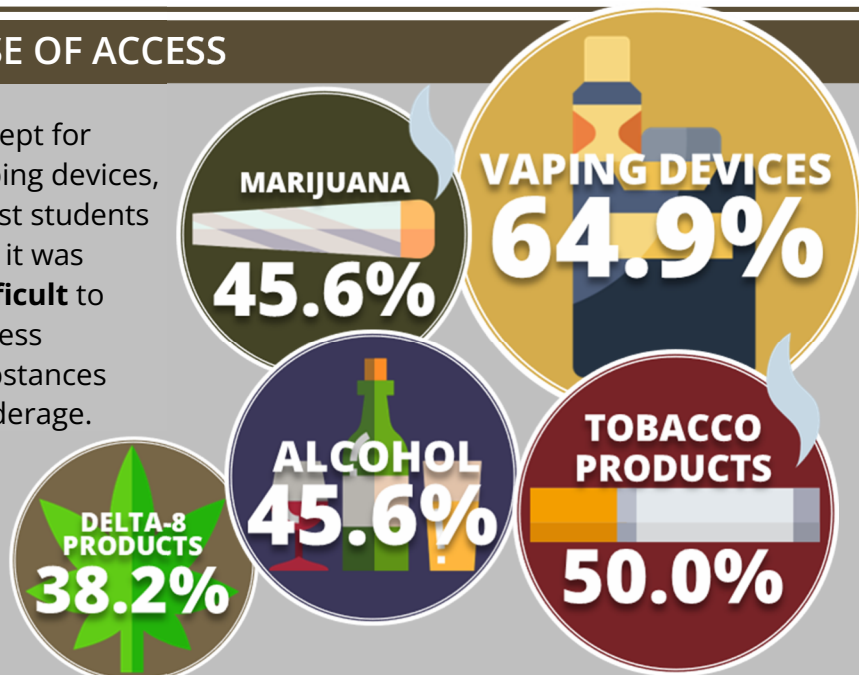
Percent of students who reported awareness and utilization of alcohol and drug counseling or referral services on campus.



**2 of 5** students (43.6%) perceived **slight risk or no risk** associated with **regular marijuana use.**

## EASE OF ACCESS

Except for vaping devices, most students felt it was **difficult** to access substances underage.



The greatest number of students perceived **VAPING DEVICES** as "fairly easy" or "very easy" to obtain.

# UNDERAGE & EXCESSIVE ALCOHOL USE

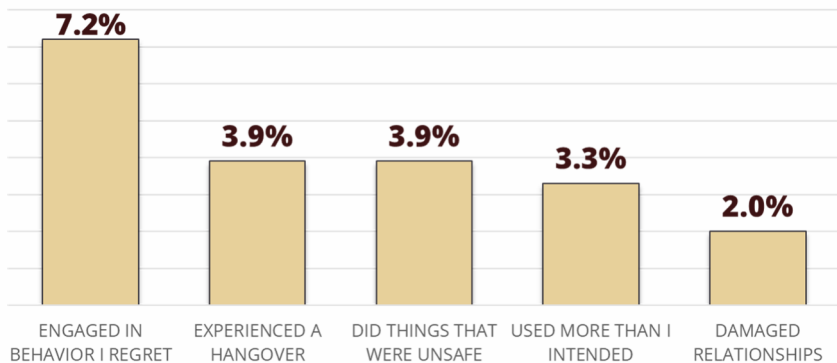
The 2023–24 Tennessee Together Student Survey was administered to 184 Motlow State students. This brief presents indicators of excessive alcohol use among surveyed students.

## CONSEQUENCES

Students who drink reported that they “sometimes” or “often” experienced consequences:



On average, students initiated binge drinking at **19** years old.



The most common **consequence of drinking** for students was regretting certain behaviors. Students also mentioned experiencing hangovers, doing things that were unsafe, using more than intended, and continuing to drink even though it is causing relationship problems.

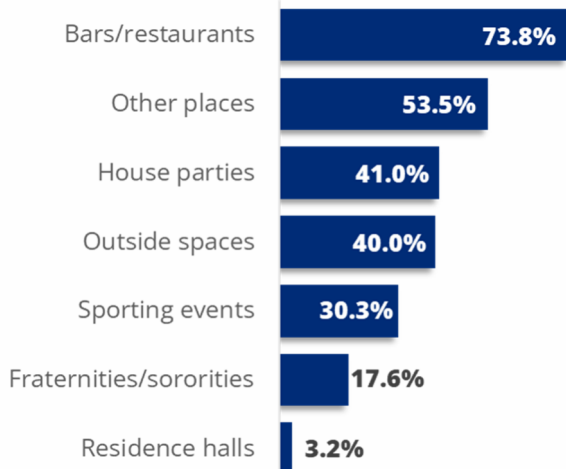
Of the students who drank during the past year, most would consume **1-2 drinks**.

**1 in 6** students (17.0%) **INTENDED** to get drunk the last time they drank alcohol.



**43.2%** of students **avoid** places or situations around campus where there is excessive drinking.

## PLACES WHERE STUDENTS DRINK



## EASE OF ACCESS

In the last 30 days, **1 IN 5** students (18.7%) were **NOT** asked to show proof of age when attempting to make an alcohol purchase near campus.



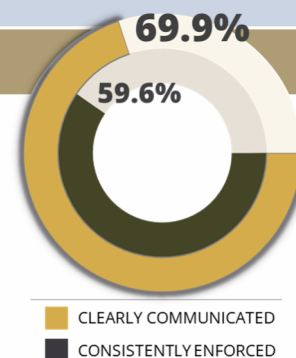
**100.0%** of underage students obtained alcohol by having **someone over 21 years old buy it for them**.

## CAMPUS POLICIES

When asked about **campus policies** on alcohol, tobacco, and drug use:

**3/4** agreed that policies are clearly communicated

**2/3** felt they are consistently enforced.



# STRESS & WELLNESS

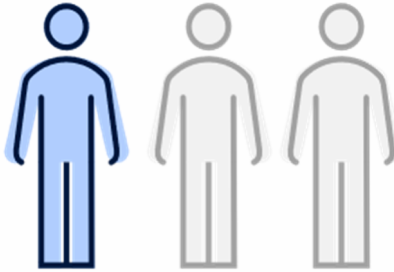
The 2023-24 Tennessee Together Student Survey was administered to 184 Motlow State students. This brief reports on student mental health and access to campus resources.

**89.2%** of participants reported feeling **somewhat** or **very stressed** in the past 30 days.

**60.8%** reported that this stress at least **somewhat negatively** impacted daily functioning.

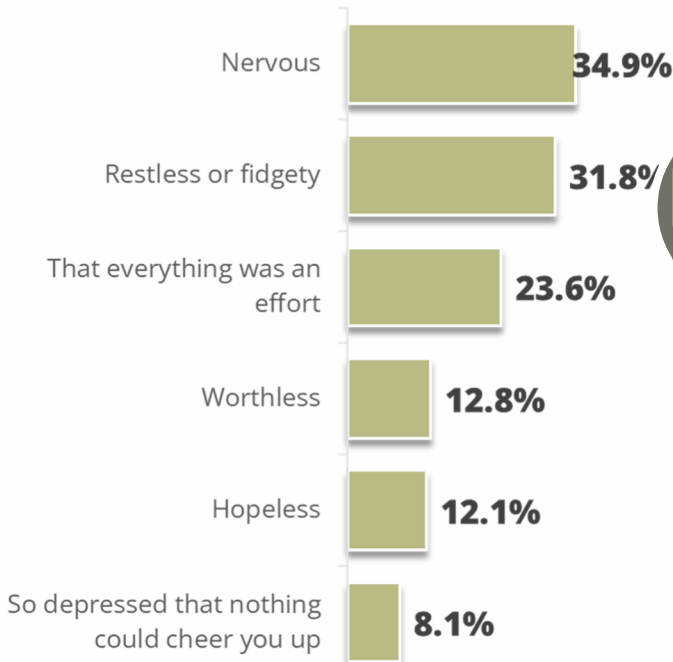
**1 in 3**

students (32.4%) had a history of diagnosis of a **mental health disorder**.



## MENTAL HEALTH FUNCTIONING

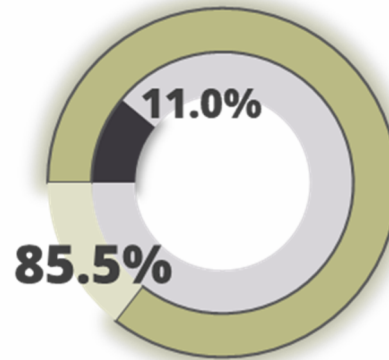
Percent of students who reported feeling the following ways **most** or **all of the time** in the past 30 days.



## CAMPUS RESOURCE UTILIZATION

Students experienced stress that impacted daily functioning, but **few utilized mental health counseling resources.**

### MENTAL HEALTH COUNSELING



■ AWARE OF RESOURCE  
■ HAVE USED RESOURCE

**75.0%** of students recalled prevention messaging on mental health and wellness **at least once** in the past year.

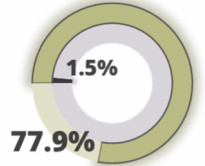
## SELF HARM & SUICIDE PREVENTION

**4.1%** of students surveyed reported self-harming behaviors **in the past year.**

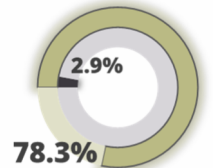
**31.1%** of students reported seriously considering suicide **at least once** in their lifetime.

**6.4%** considered suicide **in the past year.**

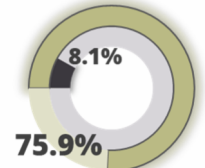
### RELATIONSHIP OR SEXUAL VIOLENCE



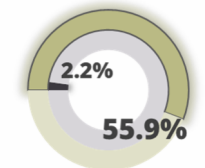
### CRISIS INTERVENTION



### WELLNESS SERVICES



### RECOVERY PROGRAMS



# SUBSTANCE USE & HEALTHY RELATIONSHIPS



The 2023–24 Tennessee Together Student Survey was administered to 184 Motlow State students. This brief explores the relationship between student substance use and sexual health.



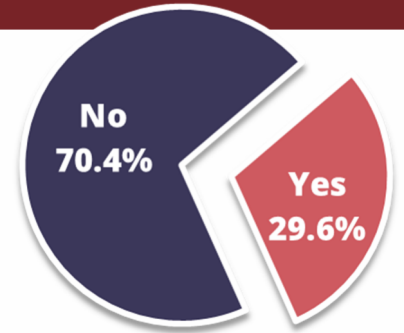
**57.2%** of all students were sexually active in the past year.

**54.5%** of students had **1-2 sexual partners** in the past year.

**2.8%** of students had **3 or more partners** in the past year.

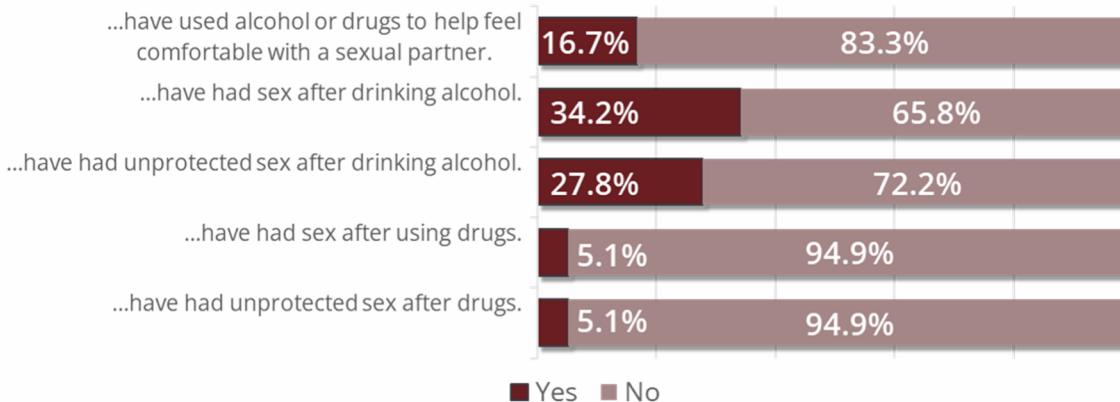
## HIV TESTING

**70.4%** of students have **NEVER** been tested for HIV. It is recommended that college students be tested **annually**.



## SUBSTANCE USE AND SEXUAL RELATIONSHIPS

Percent of sexually active students who in the past 12 months...



**16.7%** of sexually active students have used alcohol or drugs to help feel comfortable with a sexual partner.

**Few students felt that they were at risk for HIV, despite engaging in sexual activity without protection.**

**89.6%** of students **do not** receive sexual health or **HIV/AIDS education** as part of their college coursework.

■ AWARE OF RESOURCE ■ HAVE USED RESOURCE

